

KEY FACTS ON GEORGIA FOUNDATIONS

September 2007

Selected Grantmaker Data, 2005

In 2005, 1,354 independent, corporate, community, and operating foundations headquartered in Georgia held assets of nearly \$10 billion and gave more than \$718 million in grants. During the volatile economic period from 2000 to 2005, the assets of Georgia foundations decreased slightly (-0.7 percent), but grantmaking by these foundations increased by 15.2 percent.

The number of Georgia foundations in 2005 grew by 17.7 percent over the 2000 amount. More than half of all Georgia foundations have been established since 1994. The growth in the establishment of foundations in Georgia tracked that of the U.S. as a whole, except for 1997, when the percent of new foundations in Georgia increased significantly more than for all foundations. Just over one-half of Georgia foundations held more than \$500,000 in assets in 2005, and a majority (54 percent) of the state's foundations gave less than \$50,000 in 2005.

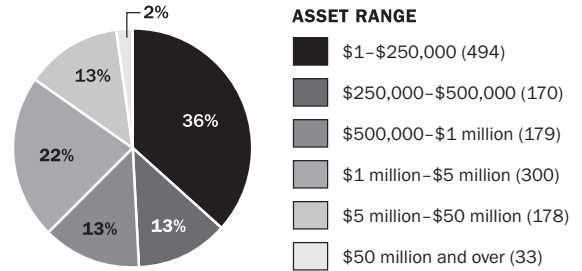
The state's top ten grantmakers by total giving did not change and only two foundations switched places in their ranking. However, half of the top ten foundations increased their giving from 2004. Among Georgia's ten largest foundations by assets, half also showed increased assets from 2004. Except for the addition of the Watson-Brown Foundation of Thomson, Georgia, to the top ten, this growth in assets mainly resulted in a shuffling of the rankings.

Summary Statistics for Georgia Foundations, 2000 and 2005

	2000	2005	% change
No. of Foundations	1,150	1,354	17.7
Total Giving	\$623,045	\$718,009	15.2
Total Assets	\$9,989,265	\$9,918,675	-0.7
Gifts Received	\$375,992	\$745,757	98.3

Note: Dollars in thousands. Percent change represents current dollars. Figures exclude grantmaking public charities.

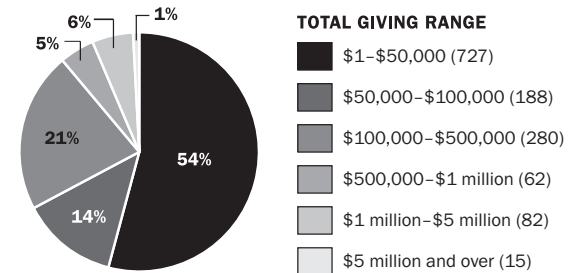
Georgia Foundations by Asset Range, 2005



PERCENT OF NUMBER OF FOUNDATIONS

Note: Based on 1,354 grantmaking Georgia foundations. Actual number per category shown in parentheses.

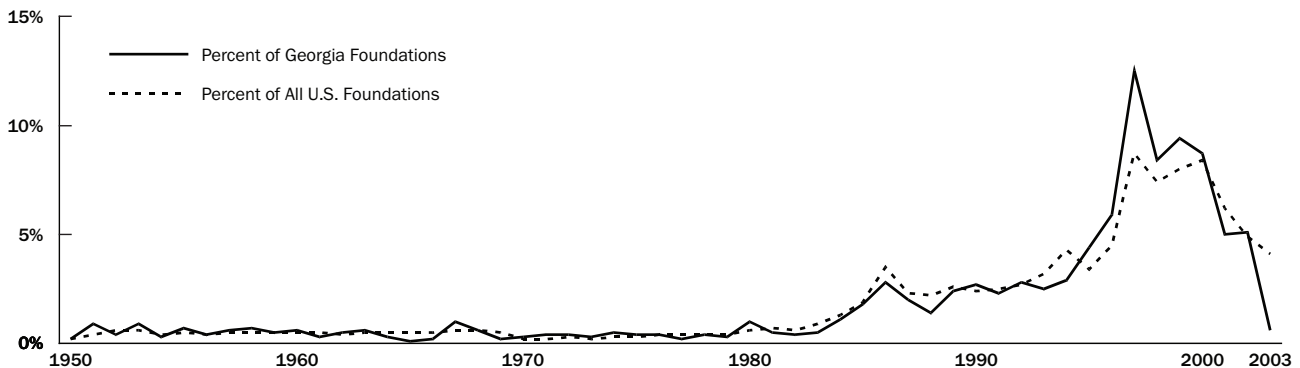
Georgia Foundations by Total Giving Range, 2005



PERCENT OF NUMBER OF FOUNDATIONS

Note: Based on 1,354 grantmaking Georgia foundations. Actual number per category shown in parentheses.

Establishment of Georgia Foundations by Year



NUMBER OF ACTIVE FOUNDATIONS CREATED PER YEAR AS A PERCENTAGE OF TODAY'S FOUNDATIONS¹

¹ Based on 1,354 grantmaking Georgia foundations in 2005. Data incomplete after 2002. A total of 59 grantmaking Georgia foundations established in 2004 or 2005 are currently included in the Foundation Center's database. Excludes 248 Georgia foundations lacking establishment information.

Top 10 Georgia Foundations by Total Giving, 2005

Foundation Name	Foundation Type ¹	Total Giving ²	Fiscal Date
1. Robert W. Woodruff Foundation	IN	\$101,030,268	12/31/2005
2. Community Foundation for Greater Atlanta	CM	89,391,237	6/30/2006
3. UPS Foundation	CS	39,694,742	12/31/2005
4. Marcus Foundation	IN	35,328,280	12/31/2005
5. J. Bulow Campbell Foundation	IN	28,891,099	12/31/2005
6. Coca-Cola Foundation	CS	23,912,780	12/31/2005
7. Goizueta Foundation	IN	21,933,734	12/31/2005
8. Bradley-Turner Foundation	IN	17,412,991	12/31/2005
9. Arthur M. Blank Family Foundation	IN	15,935,684	12/31/2005
10. Callaway Foundation	IN	11,915,002	9/30/2005

Rankings exclude grantmaking public charities.

¹ IN = Independent Foundation; CM = Community Foundation; CS = Corporate Foundation.

² Includes grants, scholarships, and employee matching gifts; excludes set-asides, loans, PRIs, and program expenses.

Top 10 Georgia Foundations by Assets, 2005

Foundation Name	Foundation Type ¹	Assets	Fiscal Date
1. Robert W. Woodruff Foundation	IN	\$1,950,691,385	12/31/2005
2. Community Foundation for Greater Atlanta	CM	638,817,268	6/30/2006
3. J. Bulow Campbell Foundation	IN	561,671,985	12/31/2005
4. University Financing Foundation	OP	406,290,289	12/31/2005
5. Goizueta Foundation	IN	387,886,712	12/31/2005
6. Callaway Foundation	IN	197,281,517	9/30/2005
7. Wilbur and Hilda Glenn Family Foundation	IN	168,243,673	12/31/2005
8. Bradley-Turner Foundation	IN	138,894,546	12/31/2005
9. Watson-Brown Foundation	IN	127,088,115	12/31/2005
10. Georgia Power Foundation	CS	126,494,362	12/31/2005

Rankings exclude grantmaking public charities.

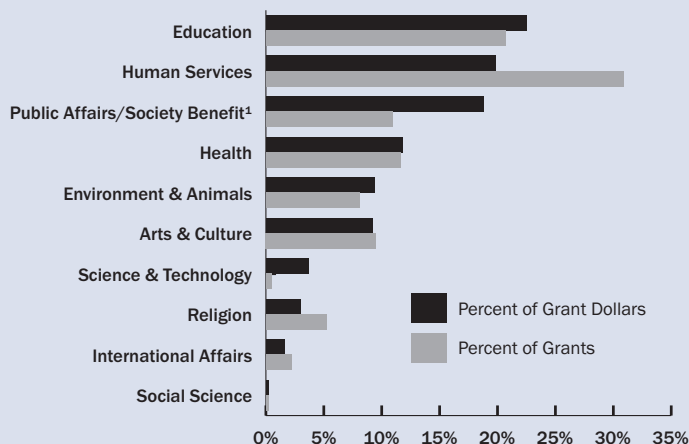
¹ IN = Independent Foundation; CM = Community Foundation; CS = Corporate Foundation; OP = Operating Foundation.

Selected Giving Patterns, 2005

By grant dollars, Georgia foundations in the Foundation Center's 2005 grants sample favored education, especially higher education. Nationally, funders shared this priority. Human services, public affairs/society benefit, and health were the next in terms of the dollar value of grants given by Georgia foundations. In terms of the number of grants, Georgia foundations closely reflected national trends, with human services receiving the highest number of grants, followed by education and health.

Forty-eight percent of the grants sample had identifiable types of support. Of these, capital projects, especially for building and renovation, received 47 percent of the grant dollars, but general/operating and program expenses received slightly more in terms of the number of grants awarded.

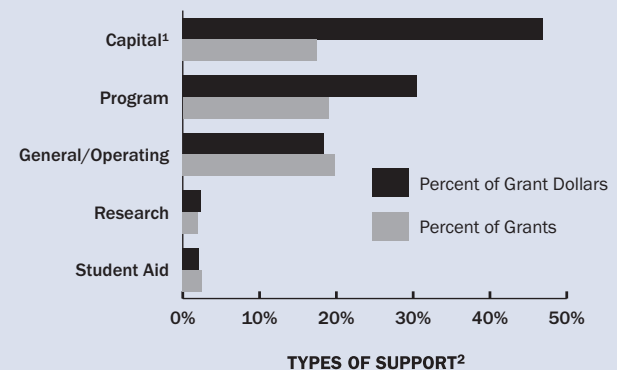
Georgia Foundations Giving by Major Subject, 2005



Note: Based on grants of \$10,000 or more awarded by a sample of 20 larger Georgia foundations.

¹ Includes civil rights and social action, community improvement and development, philanthropy and voluntarism, and public affairs.

Georgia Foundations Giving by Types of Support, 2005



Note: Based on grants of \$10,000 or more awarded by a sample of 20 larger Georgia foundations.

¹ Capital support includes endowment funds.

² Approximately 22 percent of grant dollars and 51 percent of grants could not be coded for a type of support due to a lack of sufficient descriptive information.